

## GT200-3HT-RS 3-channel HART/Modbus Serial Gateway

### Product Overview

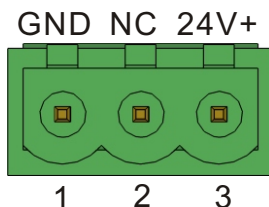
GT200-3HT-RS is a gateway that can achieve data communication between multiple HART channel and Modbus. At HART side it can be configured as a primary master or the secondary master, and acts as slave at the Modbus side.

### Technical specifications

- [1] Used as a primary master or a secondary HART master;
- [2] Support 3 HART channel, support connecting at most 13 instruments with gateway internal resistor and support connecting 15 instruments with an external resistor (250Ω);
- [3] HART side support single-point and multi-point mode, under single-point mode, support data burst operation;
- [4] Each HART command can be configured for change-of-state output, polling output, initialization output or disable output;
- [5] Each channel of HART supports up to 100 user commands, the output data buffer area can be up to 2000 bytes, and the input data buffer area up to 3000 bytes;
- [6] Supports serial RS-232, RS-485 and RS-422, baud rate supports: 300, 600, 1200, 2400, 9600, 19.2K, 38.4K, 57.6K, 115.2Kbps;
- [7] Operating temperature: -4 ° F to 140 ° F(-20°C~60°C), relative humidity 5% ~ 95% (non condensing);
- [8] Power: 24VDC (9V~30V), <100mA (24VDC);
- [9] External Dimensions (W\*H\*D): 1.57 in\*4.92 in\*4.33 in (40mm\* 125mm \*110mm);

### Power interface

Power interface is shown as below:



Pin	Function
1	Power GND
2	NC(Not Connected)
3	24V+, DC Positive 24V

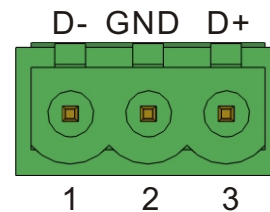


### Features

- Easy to use: User simply refers to the product manual and application example, configure the gateway according to the requirements then can achieve communication in a short period of time;
- Powerful function: Support the interconnection between HART and Modbus, also support transparent transmission between HART and serial port;
- Multi debugging functions: It can display the exchanging data, and diagnosis the HART command;
- Provide easy-to-use configuration software SST-HE-CFG.

### RS-485 interface

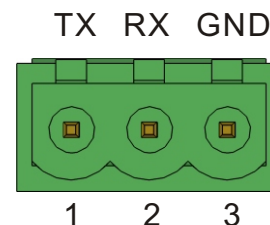
The RS-485 interface of GT200-3HT-RS is a standard one, and the RS-485 characteristics of the product are shown as follows:



Pin	Function
1	D-, RS-485 Data Negative
2	GND
3	D+, RS-422 Data Positive

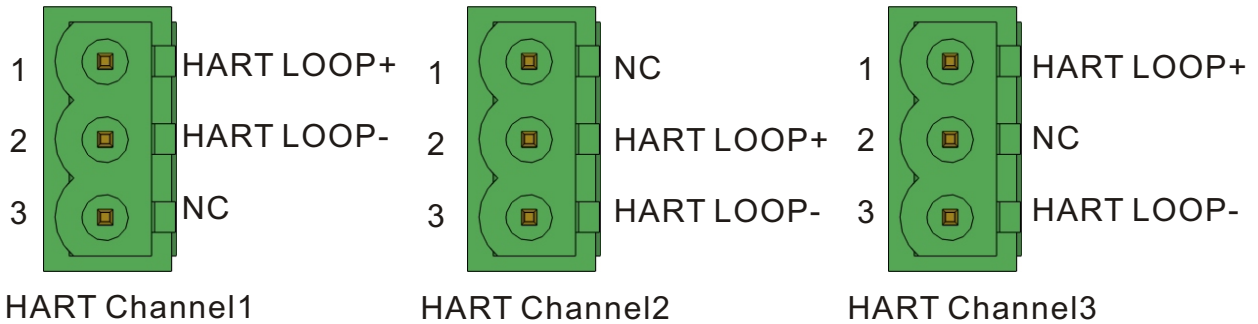
### RS-232 interface

RS-232 interface uses one 3-pin pluggable open terminal, and its pin description is shown as follows:



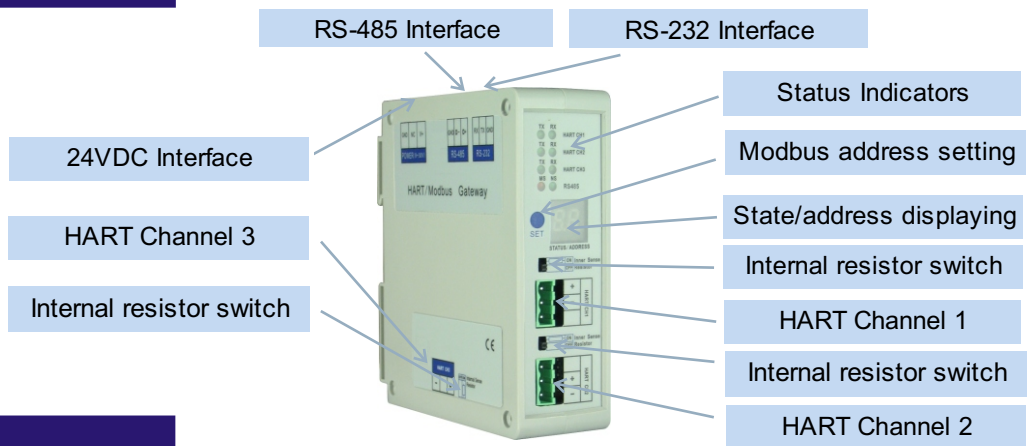
Pin	Function
1	TX, Connect RS232's TX of user device
2	RX, Connect RS232's RX of user device
3	GND, Connect RS232's GND of user device

**HART interface**



Symbol	Function
HART LOOP+	Connect HART signal positive
HART LOOP-	Connect HART signal negative
NC	Not connected

**Appearance**



**Indicators**

Indicator	State	State Description
TX	Blinking	HART Channel/485 bus data is sending
	OFF	No data is sending
RX	Blinking	HART Channel/485 bus data is receiving
	OFF	No data is receiving